

**INTERNATIONAL SYMPOSIUM ON  
MORPHOLOGICAL SCIENCES**

**12-16 FEBRUARY 2012**

**São Paulo - Brazil**

**Scientific Program**



## General Scientific Programme

# Pre-Symposium and Symposium Activities





# Pre-Symposium Activity

Sunday - February 12th - The Anatomical Record Workshop:

## "Writing a Scientific Manuscript"

sponsored by "The Anatomical Record"  
(official publication of the American Association of Anatomists)

- Leader: Kurt H. Albertine, Ph.D. (USA)  
Editor-in-Chief, The Anatomical Record  
University of Utah  
Salt Lake City, UT 84158 USA
- Format: Lecture, discussion, and question-and-answer, followed by interactive critique of writing samples provided by the audience.
- Timeline: Morning session: 09:30 to 13:00 / Lunch: 13:00 to 14:00  
Afternoon session: 14:00 to 18:30
- Venue: Theatre of University of São Paulo Medical School  
(Av. Dr. Arnaldo, 455 - Clínicas Metro Station)

Free Registration – Limited Spaces Available – on First Arrival Basis

To register, please send e-mail now to [ismsxxii@gmail.com](mailto:ismsxxii@gmail.com)








## General Scientific Programme

Time	Sunday Feb 12th	Monday Feb 13th	Tuesday Feb 14th	Wednesday Feb 15th	Thursday Feb 16th	
08:00 to 09:30hs		Plenary Lectures: Reserch	Plenary Lectures: Clinical Application	Plenary Lectures: Education	Free Period	
09:30 to 13:00hs	Anatomical Record Workshop	Mini-Symposium: "Cutting Edge Research"	Mini- Symposium: "Advances in Clinical Research"	Mini-Symposium: "Cutting Edge Education"	Mini- Symposium: "Cutting Edge Publication"	Parallel Sessions
13:00 to 14:30hs	Time for Lunch	Time for Lunch	Time for Lunch	Time for Lunch	Time for Lunch	
14:30 to 19:30hs	Anatomical Record Workshop	Parallel Sessions	VII SILAT	"Gen Editorial Lecture"	Parallel Sessions	VII SILAT
			Poster Presentation			
19:30 to 23:00hs	Opening Ceremony and Welcome Reception	Social Activity	Social Activity	Gala Dinner	Integrative Session	Closing Session
					Adjourn	

\* Morning Coffee Breaks: 10:30 – 11:00

\*\* Afternoon Coffee Breaks: 16:30 – 17:00





# Symposium Activities

Monday - February 13th:

08:00 - 09:30hs - Professor Alfonso Bovero Plenary Lectures

Room: Grande Auditório (ground floor)

Chairmen: Bernard Moxham (UK) and Beverley Kramer (South Africa)

- |             |   |
|-------------|---|
| 08:00-08:15 | The XXII International Symposium on Morphological Sciences<br>Richard Halti Cabral (Brazil) |
| 08:15-08:45 | Morphology in the 21st Century - Keynote Opening Address<br>Jeffrey Laitman (USA)           |
| 08:45-09:30 | Morphology and Environmental Issues<br>Paulo Hilário Nascimento Saldiva (Brazil)            |





# Symposium Activities

Monday - February 13th - 09:30-13:00hs

## Professor Liberato J. A. Di Dio Mini-Symposium: Cutting Edge Research (sponsored by the American Association of Anatomists)

Room: Grande Auditório (ground floor)

Chairmen: Kurt Albertine (USA) and Valéria Paula Sassoli Fazan (Brazil)

09:30-10:00hs A Novel Type of Adult Human Pluripotent Stem Cells (Muse Cells) that Exist Among Mesenchymal Tissues and Their Primary Role in iPS Cell Generation  
Mari Dezawa (Japan)

10:00-10:30hs Immune-mediation Neuroprotection: Relevance to Motoneuron Trauma and Disease  
Kathryn Jones (USA)

10:30-11:00hs Coffee-Break

11:00-11:30hs How We Reconstruct the Anatomy of Human Ancestors - Jeffrey Laitman (USA)

11:30-12:00hs The Development of Novel Targeted Macromolecular and Nano-Constructs for Imaging and Therapeutics - Scott Miller (USA)

12:00-12:30hs In Vitro Models - Tools to Understand Human Development - Katja Schenke-Layland (Germany)

12:30-13:00hs Panel Discussion





# Symposium Activities

Monday - February 13th - 14:30-16:30hs

## "Professor Max de Barros Erhart" Research Session

Room: Grande Auditório (ground floor)

Chairmen: João de Goyri O'Neill (Portugal) and Arani Nanci B. Mariana (Brazil)

Question: What are the best animal models for studying human diseases?

14:30-15:00hs Medullar Lesion Models- Maria Angélica Miglino (Brazil)

15:00-15:30hs Heart Disease Models - José Xavier Neto (Brazil)

15:30-16:00hs Brain Study Models – Newton Sabino Canteras (Brazil)

16:00-16:30hs Renal Disease Models - Antônio Carlos Seguro (Brazil)







# Symposium Activities

Monday - February 13th - 14:30-16:30hs

## "Professor Luiz V. Decourt" Education Session

Room: Auditório Amarelo (between ground and first floor)

Chairmen: Susana Biassuto (Argentina) and José Aderval Aragão (Brazil)


Question: Education and Morphology: What should be taken into account?

14:30-15:00hs Curricular Guidelines - Milton de Arruda Martins (Brazil)

15:00-15:30hs Psychological Issues - Patrícia L. Bellodi (Brazil)

15:30-16:00hs Pedagogical and Social Issues - Maria Eugênia Vanzolini (Brazil)

16:00-16:30hs Humanities - Isabel C. Rios (Brazil)







## Symposium Activities

Monday - February 13th - 14:30-16:30hs

### "Professor Odorico Machado de Souza" Morphological Issues Session

Room: Auditório Vermelho (between ground and first floor)

Chairmen: Oladapo Ashiru (Nigeria) and Daniella Curcio (Brazil)

Question: What morphological issues are also being studied?

14:30-15:00hs Autophagy and Neurodegeneration - Yasuo Uchiama (Japan)

15:00-15:30hs Oxytocinergic Hypothalamic Circuits in Sepsis  
Erdogan Sendemir (Turkey)

15:30-16:00hs Axon Initial Segments of Pyramidal Neurons with Identified Cortico-Cortical Axon Projection in the Cerebral Cortex  
José L. Bueno-López (Spain)

16:00-16:30hs Evaluation of lateral ventricles by geometric morphometrics: A novel computer assisted method - Catagay Barut (Turkey)





# Symposium Activities

Monday - February 13th - 17:00-19:30hs

## "Professor João Moreira da Rocha" Research Session

Room: Grande Auditório (ground floor)

Chairmen: David Brynmor Thomas (UK) and Maria Angélica Miglino (Brazil)

Question: What is the actual Stage of Stem Cells Research?


17:00-17:30hs Human Embryonic Stem Cells - Lígia da Veiga Pereira (Brazil)

17:30-18:00hs Stem Cells in Digestory System - Mari C. Sogayar (Brazil)

18:00-18:30hs Stem Cells in Cardiovascular System - Luís Henrique W. Gowdak (Brazil)

18:30-19:00hs Stem Cells in Nervous System - Beatriz Monteiro Longo (Brazil)

19:00-19:30hs Design and Evaluation in Cell Replacement Therapy- David Brynmor Thomas (UK)





# Symposium Activities

Monday - February 13th - 17:00-19:30hs

## "Professor Luiz Carlos Uchoa Junqueira " Education Session

Room: Auditório Amarelo (between ground and first floor)

Chairmen: Ancuta Stefan (USA) and Assunção O'Neill (Portugal)

Question: Is it possible to integrate morphological subjects?

17:00-17:30hs The morphological sciences education from prematriculation to residency:  
Isolated fragments, linear continuity or saltatory process?  
Cristian Stefan (USA)

17:30-18:00hs Teaching models for Anatomy - Aldo Molina (Argentina)

18:00-18:30hs Integrating Anatomy - Alberto Corball (Argentina)

18:30-19:00hs Anatomy, Physiology, Embriology and Genetics Integration -Ruy Campos (Brazil)

19:00-19:30hs Anatomy and Surgery - José Pinhata Otoch (Brazil)





# Symposium Activities

Monday - February 13th - 17:00-19:30hs

## "Professor Orlando Jorge Aidar" Morphological Issues Session

Room: Auditório Vermelho (between ground and first floor)

Chairmen: Guido Macchiarelli (Italy) and Petru Matusz (Romania)

Question: What morphological issues are also being studied?

17:00-17:30hs Clinical Anatomy and Reverse Translational Research - Stephen Carmichael (USA)

17:30-18:00hs Multiple gestations/pregnancies from IVF process in a fertility center in Nigeria, 2009-2011 - Oladapo Ashiru (Nigeria)

18:00-18:30hs Ultrastructure and Morphofunctional Changes of Cryopreserved Human Oocyte"  
Guido Macchiarelli (Italy)

18:30-19:00hs Human salivary glands from Electron Microscopy to pharmacology  
Alessandro Riva (Italy)

19:00-19:30hs Liver Segmentation - Petru Matusz (Romania)







## VII SILAT: Ibero-Latinamerican Symposium on Anatomical Terminology

Monday - February 13th - 14:30-19:30hs  
Official Languages: Português, Español, English

Room: Sala Coral (fourth floor)

Chairmen: Vollrath Lutz (Germany) and Rolando Cruz Gutierrez (Costa Rica)

14:30-16:30hs SILAT Round Table: ¿Qué hemos hecho y aprendido con el SILAT?

Rolando Cruz, Ricardo Losardo, Alberto Rodrigues Torres, José Carlos Prates, Rodolfo Ávila, Adriana Beceril

16:30-17:00hs Coffee-Break

17:00-17:30hs Anatomical Terminologies - FIPAT's Organization and Working Principles - Lutz Vollrath (Germany)

17:30-18:00hs Topographic anatomical Terms and Anatomical Terminology  
Lev Kolesnikov (Russia)

18:00-19:30hs FIPAT's Round Table: The Future for the Anatomical Terminology? Projects and Strategies - Lutz Vollrath, Beverley Kramer, David Krachlik, Diogo Pais, Stephan Carmichael, Udo Schumacher, Geoffrey Meyer, Darrell Evans





# Symposium Activities

Tuesday - February 14th:


08:00 - 09:30hs - Professor Renato Locchi Plenary Lectures

Room: Grande Auditório (ground floor)

Chairmen: José Carlos Prates (Brazil) and Antônio Cardoso Pinto (Brazil)

08:00-08:45                      Physical Medicine and Rehabilitation  
Linamara Batistela (Brazil)

08:45-09:30                    Bariatric Surgery  
Marco Aurélio Santo (Brazil)





# Symposium Activities

Tuesday - February 14th - 09:30-13:00hs

**Cutting Edge in the Clinical Setting**  
 (sponsored by University of São Paulo Medical School)

	Prof. Euríclides de Jesus Zerbini Mini-Symposium	Prof. Hersz Josek Trajber Mini-Symposium	Prof. Carlos da Silva Lacaz Mini-Symposium	Prof. Milton Picosse Mini-Symposium	Prof. Eros Abrantes Erhart Mini-Symposium
Subjects	Thorax	Abdome, Pelvis and Vascular	Locomotor and Imagenology	Head and Neck	Reproduction and Pathology
Room	Grande Auditório (ground floor)	Auditório Amarelo (between ground and first floor)	Auditório Vermelho (between ground and first floor)	Sala Verde (second floor)	Sala Havana (second floor)





# Symposium Activities

Tuesday - February 14th - 09:30-13:00hs

## Cutting Edge in the Clinical Setting

Prof. Euríclides de Jesus Zerbini Mini-Symposium - Thorax

Room: Grande Auditório (ground floor)

Chairmen: Fernando Batigália (Brazil) and Augusto Cesar Ribeiro Figueiredo (Brazil)

09:30-09:50hs Innovations in Heart Transplantation – Alfredo Inácio Fiorelli (Brazil)

09:50-10:10hs Innovations in Cardiac Valve Implantation – Alexandre Hueb (Brazil)

10:10-10:30hs Coffee-Break

10:30-10:50hs Innovations in Cardiac Resynchronization Therapy – Wagner Tetsuo Tamaki (Brazil)

10:50-11:10hs Innovations in Left Ventricular Circulatory Support - Luiz Felipe Pinho Moreira (Brazil)

11:10-11:30hs Innovations in Congenital Cardiac Surgery – Moise Dalva (Brazil)

11:30-11:50hs Innovations in the Surgery of the Aorta – Ricardo Dias (Brazil)

11:50-12:10hs Innovations in Coronary Arteries Surgery- Renato Bauab Dauar (Brazil)

12:10-12:30hs Innovations in Thoracic Surgery – Fábio Biscegli Jatene (Brazil)

12:30-13:00hs Panel Discussion







# Symposium Activities

Tuesday - February 14th - 09:30-13:00hs

## Cutting Edge in the Clinical Setting

**Prof. Hersz Josek Trajber Mini-Symposium - Abdome, Pelvis and Vascular**

Room: Auditório Amarelo (between ground and first floor)

Chairmen: Ariel Scafuri (Brazil) and Thelma Parada (Brazil)

09:30-09:50hs Innovations in Urologic Surgery - Antônio Cardoso Pinto (Brazil)

09:50-10:10hs Innovations in Gynecologic Surgery - Maurício Simões Abrão (Brazil)

10:10-10:30hs Coffee-Break

10:30-10:50hs Innovations in Oncologic Surgery - Eduardo H. Akaishi (Brazil)

10:50-11:10hs Innovations in Liver Transplantation- Paulo C. B. Massarolo (Brazil)

11:10-11:30hs Innovations in Vascular Surgery- José Aderval Aragão (Brazil)

11:30-11:50hs Cardiovascular Imagenology- Carlos Rochitte (Brazil)

11:50-12:10hs Abdome Imagenology- Manoel Rocha (Brazil)

12:10-12:30hs Interventional Radiology- Airton Mota Moreira (Brazil)

12:30-13:00hs Panel Discussion





## Symposium Activities

Tuesday - February 14th - 09:30-13:00hs

### Cutting Edge in the Clinical Setting

**Prof. Carlos da Silva Lacaz Mini-Symposium - Locomotor and Imagenology**

Room: Auditório Vermelho (between ground and first floor)

Chairmen: Gustavo Benevides (Brazil) and Fábio Lopes Telles (Brazil)

09:30-09:50hs Innovations in Sports Medicine - Júlia M. A. Greve (Brazil)

09:50-10:10hs Innovations in Physiatry I - Marta Imamura (Brazil)

10:10-10:30hs Coffee-Break

10:30-10:50hs Innovations in Physiatry II - André Pedrosa (Brazil)

10:50-11:10hs Innovations in Physiotherapy- Clarice Tanaka (Brazil)

11:10-11:30hs Innovations in Hand Surgery - Luiz Carlos Angelini (Brazil)

11:30-11:50hs Innovations in Orthopedics – Henrique Cabrita (Brazil)

11:50-12:10hs Innovations in Pediatric Orthopedics - Mônica Paschoal Nogueira (Brazil)

12:10-12:30hs Innovations in Pediatric Surgery – Néelson Gibelli (Brazil)

12:30-13:00hs Panel Discussion





## Symposium Activities

Tuesday - February 14th - 09:30-13:00hs

### Cutting Edge in the Clinical Setting

Prof. Milton Picosse Mini-Symposium - Head and Neck

Room: Sala Verde (second floor)

Chairmen: Waltercides Silva Júnior (Brazil) and João Carlos Côrtes (Brazil)

09:30-10:10hs Functional Anatomy of the Temporomandibular Articulation

Maurício Moscovici (Brazil)

10:10-10:30hs Coffee-Break

10:30-10:50hs Dental Implantation - Luiz R. Picosse (Brazil)

10:50-11:10hs Innovations in Blood-Vitreo-Retinal Barrier - Ricardo Luiz Smith (Brazil)

11:10-11:30hs Innovations in Neurology - Yara Dadalti Fragoso (Brazil)

11:30-11:50hs Innovations in Neurosurgery – Erich Telamoni Fonoff (Brazil)

11:50-12:10hs Innovations in Head and Neck Surgery- Fábio L. M. Montenegro (Brazil)

12:10-12:30hs Innovations in Otorhinolaryngology- José Carlos Prates Filho (Brazil)

12:30-13:00hs Panel Discussion





## Symposium Activities

Tuesday - February 14th - 09:30-13:00hs

### Cutting Edge in the Clinical Setting

**Prof. Eros Abrantes Erhart Mini-Symposium - Reproduction and Pathology**

Room: Sala Havana (second floor)

Chairmen: Wanderson Geraldo de Lima (Brazil) and Ieda Millas (Brazil)

09:30-10:10hs Trophoblast and Placenta - Estela Maris F. Bevilacqua (Brazil)

10:10-10:30hs **Coffee-Break**

10:30-11:00hs Morphological Features of Fetal Ultrasound - Adolfo Liao (Brazil)

11:00-11:30hs Diabetic Peripheral Neuropathies - Valéria Paula Sassoli Fazan (Brazil)

11:30-12:00hs Estrogenic Receptors in Nasal Mucosa - Ieda Millas (Brazil)

12:00-12:30hs Pulmonary Vascular Disease- Vera Demarchi Aiello (Brazil)

12:30-13:00hs Diseases of the Aorta- Paulo Sampaio Gutierrez (Brazil)







# Symposium Activities

Tuesday - February 14th - 14:30-18:30hs

**Tuesday - February 14th:**

Room: Grande Auditório (ground floor)

**14:30 - 15:30hs – GEN Editorial Lecture**

**“Actual Possible Strategies for Anatomical Classes Preparation”**

Marco Aurélio R. Fonseca Passos

Room: Poster Area

**15:30 - 18:30hs – Poster Presentation Session**





# Symposium Activities

Wednesday - February 15th:

08:00 - 09:30hs - Professor Trieste Smanio Plenary Lectures

Room: Grande Auditório (ground floor)

Chairmen: Darrell Evans (UK ) and Carlos Baptista (USA)

08:00-08:45 Medical and Dental Students Attitudes towards the Clinical Importance of Biomedical Sciences - a Comparison between Anatomy and Physiology.  
Bernard Moxham (UK)

08:45-09:30 Analysis of a cadaver population at a South African Health Sciences Institution: Implications for the Teaching of Anatomy  
Beverley Kramer (South Africa)





# Symposium Activities

Wednesday - February 15th - 09:30-13:00hs

## Professor Sílvia de Campos Boldrini Mini-Symposium: Cutting Edge Education

(sponsored by the American Association of Anatomists)

Room: Grande Auditório (ground floor)

Chairmen: Richard Drake (USA) and Mirna Duarte Barros (Brazil)

09:30-10:00hs American Medical Education: How Did We Get Here and Where Are We Going?  
Richard Drake (USA)

10:00-10:30hs The New Face of Anatomy: Changing Curricula and Innovative  
Technologies Present New Opportunities - Jeffrey Laitman (USA)

10:30-11:00hs **Coffee-Break**

11:00-11:30hs Educational Research on and Pedagogical Methods for Teaching Anatomy to  
Undergraduate Students - Valerie O'Loughlin (USA)

11:30-12:00hs Innovation in Anatomy Education - What ASE Publications are Telling Us  
Wojciech Pawlina (USA)

12:00-12:30hs Motivating student learning using a formative assessment journey  
Darrell Evans (UK)

12:30-13:00hs Panel Discussion





# Symposium Activities

Wednesday - February 15th - 14:30-16:30hs

## “ Professor Guarany Sampaio” Research Session

Room: Grande Auditório (ground floor)

Chairmen: Alireza Vahji (Iran) and André Luís Silva Davim (Brazil)

Question: What is the morphological manifestation of genetic disorders?

14:30-15:10hs Neuroectodermal and Embryogenesis - Luís Garcia Alonso (Brazil)

15:10-15:50hs Circulatory System Manifestations - Mirlene C S P Cernach (Brazil)

15:50-16:30hs Sense Organs Manifestations – Assunção O’Neill (Portugal)







## Symposium Activities

Wednesday - February 15th - 14:30-16:30hs

### “ Professor Olavo Marcondes Calazans” Education Session

Room: Auditório Amarelo (between ground and first floor)

Chairmen: Geoffrey Meyer (Australia) and Eduardo Pró (Argentina)

Question: What didactic tools or strategies can be used for teaching morphology?

14:30-15:00hs Histology Online - Geoffrey Meyer (Australia)

15:00-15:30hs Multimedia Histology Session - Ancuta Stefan (USA)

15:30-16:00hs Education in Human Morphology - The Lisbon Dissection Room  
João de Goyri O’Neill (Portugal)

16:00-16:30hs Modular Object-Oriented Dynamic Learning Environment  
Eduardo Pró (Argentine)





## Symposium Activities

Wednesday - February 15th - 14:30-16:30hs

### “ Professor Luiz Gustavo Wertheimer” Morphological Issues Session

Room: Auditório Vermelho (between ground and first floor)

Chairmen: Telma Sumie Masuko (Brazil) and Cláudio Silva Teixeira (Brazil)

Question: What is the role of plastination?

14:30-16:30hs - Carlos Baptista (USA),  
Santiago Aja Guardiola (Mexico)





# Symposium Activities

Wednesday - February 15th - 17:00-19:30hs

## “ Professor Plínio Pinto e Silva” Research Session

Room: Grande Auditório (ground floor)

Chairmen: Udo Schumacher (Germany) and Julio Cardenas (Chile)

Question: What is the Actual Stage of Cancer Research?

17:00-17:30hs Tumoral Cell Biology - Gláucia Machado Santelli (Brazil)

17:30-18:00hs Oncopathology - Maria Cláudia Zerbini (Brazil)

18:00-18:30hs Clinically Relevant Xenograft Models in Metastasis Research  
Udo Schumacher (Germany)

18:30-19:00hs Colorectal Cancer Dissemination - Delcio Matos (Brazil)

19:00-19:30hs Experimental Pancreatic Cancer Model - Cíntia Yoko Morioka (Brazil)





# Symposium Activities

Wednesday - February 15th - 17:00-19:30hs

## “ Professor Otávio Della Serra” Education Session

Room: Auditório Amarelo (between ground and first floor)

Chairmen: Gustavo Ugon (Uruguay) and Tânia Regina dos Santos Soares (Brazil)

Question: What didactic tools or strategies can be used for teaching morphology?

17:00-17:30hs Embryo Atlas - Patrícia Tempiski (Brazil)

17:30-18:00hs Technology of the Information - Sílvia I Abensur (Brazil)

18:00-18:30hs Team-Based Learning - Joaquim Édson Vieira (Brazil)

18:30-19:00hs Artistic Anatomy – André Luiz Silva Davim (Brazil)

19:00-19:30hs Interactive Technologies for Education - Romero Tori (Brazil)







## Symposium Activities

Wednesday - February 15th - 17:00-19:30hs

### “ Professor Orlando Marques de Paiva ” Morphological Issues Session

Room: Auditório Vermelho (between ground and first floor)

Chairmen: Alireza Vahji (Iran) and Sílvia Lacchini (Brazil)

- 17:00-17:30hs Myocardial Bridging of the Anterior Interventricular Branch of the Left Coronary Artery: Depiction Rate and Morphologic Features by Coronary Angiography in Symptomatic Patients  
Gordana Teofilovski-Parapid (Serbia)
- 17:30-18:00hs Cardiac Anatomy and Echocardiography of Beluga Sturgeon (Huso huso)  
Alireza Vahji (Teheran)
- 18:00-18:30hs Effect of Angiotensin II on Vascular Extracellular Matrix - Sílvia Lacchini (Brazil)
- 18:30-19:00hs Effect of Thyroid Hormones on the Skeleton - Cecília Gouveia (Brazil)
- 19:00-19:30hs Morphological Aspects of Gut Innervation – Patrícia Castelucci (Brazil)





# VII SILAT: Ibero-Latinamerican Symposium on Anatomical Terminology

Wednesday- February 15th - 14:00-19:00hs

## Working Session

Official Languages: Português, Español, English

Revisão da Terminologia Anatômica Humana: Sistema Circulatório

Revisión de la Terminología Anatómica Humana: Sistema Circulatorio

Human Anatomical Terminology Review: Circulatory System

Anatomia Macroscópica/Macroscopic Anatomy    Anatomia Microscópica/Microscopic Anatomy

Room: Sala Havana (second floor)

Room: Sala Verde (second floor)

Chairmen: Nadir E.V.B de Prates (Brazil),  
Patricia Herrera (México),  
Ricardo Losardo (Argentina),  
Alberto Rodrigues Torres (Chile)

Chairmen: Adriana Beceril (Mexico)  
Rodolfo Avila (Argentina)  
João Côrtes (Brazil)

14:30-16:30hs Sesi3n Plenaria I

14:30-16:30hs Sesi3n Plenaria I

16:30-17:00hs Coffee-Break

16:30-17:00hs Coffee-Break

17:00-19:00hs Sesi3n Plenaria II

17:00-19:00hs Sesi3n Plenaria II

19:00-19:30hs Conclusi3n /Closing Remarks - Room: Sala Havana (second floor)





# Symposium Activities

Thursday - February 16th - 09:30-13:00hs

## Professor Pietro Motta Mini-Symposium: Cutting Edge Publication

Room: Grande Auditório (ground floor)

Chairmen: Wojciech Pawlina (USA) and Eliane Florêncio Gama (Brazil)

09:30-10:00hs The Anatomical Record - Kurt Albertine (USA)

10:00-10:30hs Anatomical Science Education - Wojciech Pawlina (USA)

10:30-11:00hs **Coffee-Break**

11:00-11:30hs Clinical Anatomy - Stephen W. Carmichael (USA)

11:30-12:00hs Argentine Journal of Clinical Anatomy - Susana Biassuto (Argentina)

12:00-12:30hs Online Argentine Journal of Anatomy - Carlos Medan (Argentina)

12:30-13:00hs Journal of Morphological Sciences - Romeu Rodrigues de Souza (Brazil)





# Symposium Activities

Thursday - February 16th - 09:30-13:00hs

## Arts and Anatomical Issues Session

Room: Auditório Amarelo (between ground and first floor)

Chairmen: Alessandro Riva (Italy) and Roberto Borges Filho (Brazil)

09:30-10:10hs Anatomical wax modeling in Italy in the 18th and 19th centuries: its teaching and scientific value - Alessandro Riva (Italy)

10:10-10:50hs Development and Improvement of Technical Embalming of Corpses – The Experience and Results - João Goyri O’Neill (Portugal)

10:50-11:30hs DryCon HPCS© - A New Method for Preservation and Mummification of Whole Bodies in a Closed - System without Formalin - Guenther F. Weber (Germany)

11:30-12:10hs A virtual Embryology Laboratory: High Quality Education for Resource-Limited Settings - Rodolfo Avila (Argentina)

12:10-13:00hs Amygdala, Anxiety and Fear - Raquel C. R. Martinez (Brazil)







# Symposium Activities

Thursday - February 16th - 09:30-13:00hs

## Clinical Application Session

Room: Auditório Vermelho (between ground and first floor)

Chairmen: Diogo Pais (Portugal) and Joaquim Maurício Motta (Brazil)

Question: Advances in Prostate Anatomy and Symptomatic Benign Prostatic Hyperplasia

09:30-10:10hs Opening Remarks and Overview of Prostatic Clinical Anatomy  
Diogo Pais (Portugal)

10:10-10:50hs Radiologic Anatomy of the Prostatic Arterial Blood Supply and Supra-Selective Arterial Embolization in Benign Prostatic Hyperplasia - Tiago Bilhim (Portugal)

10:50-11:30hs History of Arterial Embolization in Benign Prostatic Hyperplasia  
Francisco Cesar Carnevale (Brazil)

11:30-12:10hs Urodynamics and Prostatic Obstruction - Vítor Vaz Santos (Portugal)

12:10-12:40hs Prostatic Arterial Embolization Results and Standard BPH Treatments  
Luís Campos Pinheiro (Portugal)

12:40-13:00hs Discussion and Concluding Remarks





# Symposium Activities

Thursday - February 16th - 14:30-16:00hs

**Integrative Session: What we have learned, what we still have to know?**

Room: Grande Auditório (ground floor)

Chairmen: Yasuo Uchiama (Japan) and Gordana Teofilovski Parapid (Sérvia)

14:30-14:45hs Research - Arani Nanci Bomfim Mariana (Brazil)

14:45-15:00hs Education - Mirna Duarte Barros (Brazil)

15:00-15:15hs Morphological Issues - Telma Sumie Masuko (Brazil)

15:15-15:30hs Publication - Eliane Florêncio Gama (Brazil)

15:30-15:45hs Anatomical Terminology - Nadir Eunice Valverde Barbato de Prates (Brazil)

15:45-16:00hs Clinical Setting - Richard Halti Cabral (Brazil)





# Symposium Activities

Thursday - February 16th - 14:30-16:00hs

## Closing Session

- 16:00-16:10hs The XXIII International Symposium on Morphological Sciences  
T. Ushiki (Japan)
- 16:10-16:20hs The International Committee for Symposia on Morphological Sciences  
Yasuo Uchiama (Japan)
- 16:20-16:30hs The International Federation of Associations of Anatomists  
Bernard Moxham (UK)
- 16:30-16:40hs The Panamerican Association of Anatomy  
Rolando Cruz Gutierrez (Costa Rica)
- 16:40-16:50hs The European Federation for Experimental Morphology  
Gordana Teofilovski Parapid (Sérvia)
- 16:50-17:00hs Closing Remarks  
Richard Halti Cabral (Brazil)

